


UNIT THEME

You Are Here



Connect to the Question

With your partner, look back at each text. Write one location from each and tell how it makes you feel. Discuss why the place affects you that way. Use this information to help you answer the Essential Question.



WEEK
3

Places We Go	
Location	Feeling



WEEK
2

Maybe Something Beautiful


Location	Feeling



WEEK
1

How Many Stars in the Sky?

Location	Feeling






WEEK
4

Poetry	
Location	Feeling



WEEK
5



You Can't Climb a Cactus	
Location	Feeling

Essential Question

MY TURN
In your notebook, answer the Essential Question:
How do different places affect us?



WEEK
6

Project



Now it is time to apply what you learned about places in your **WEEK 6 PROJECT: The Best Place!**

r-Controlled Vowels ar, or, ore, oar

When the letter r comes after a vowel or vowel team, the vowel has a different sound. These letter groups are called **r-controlled vowels**.



car



fork



shore



oar

MY TURN Read, or decode, these words.

star	born	core	soar
spark	thorn	chore	board
carpet	forty	before	roaring

TURN and TALK Reread the words in the chart with a partner. Underline the r-controlled vowel groups in each word.

r-Controlled Vowels ar, or, ore, oar



MY TURN

Write a word from the box to name each picture. Then read each word you wrote.

board	corn	horse
store	shark	garden



corn



My Words to Know



MY TURN

Find and underline the boxed words in the story. Then read the story.

also

large

small

Dad made a large pizza for him and a small pizza for me. He also made a large salad for both of us. Yum!

Use the boxed words to complete the sentences.

1. A hippo is a _____ animal.

2. An ant is a _____ insect.

3. Jen is a girl, and Kate is _____ a girl.



TURN and TALK

Answer these questions with a partner.

1. What are some other **large** animals?

2. What are some other **small** insects?

3. What do you have that your partner **also** has?



Spell Words with ar, or, ore, oar

When r comes after a vowel, the vowel sounds different.



MY TURN

Sort the Spelling Words by their r-controlled vowels. Then write My Words to Know.

ar

cart

ore

or

oar

My Words to Know

Spelling Words

core

cart

tore

fort

chore

board

mark

roar

garden

forest

My Words to Know

also

large



The BEST Place

Activity

Your community is having a contest to choose the best place in town. Write a persuasive paragraph telling why your favorite place should win.

Let's Read!

This week you will read three texts about places in a community. Today's article gives information about a museum.

Generate Questions



COLLABORATE

With a partner, choose a place you think is the best place in town. To generate questions for inquiry, list what you want to know and what you need to research.

1

Exploring Museums

2


Save Our Movie Theater

3

The Wonders of the Grand Canyon



Use Academic Words



COLLABORATE

The picture shows one place in a community. With a partner, talk about a place in the community that you like. Respond using the academic vocabulary you learned in the unit. Be sure to use these words in your paragraph.

Academic Vocabulary

affect	location
compare	region
different	

Favorite Place Research Plan

Follow this research plan with help from your teacher.

- Day 1** Think of questions for research.
- Day 2** Conduct an interview with someone who knows the place well.
- Day 3** Write a persuasive paragraph for the contest.
- Day 4** Revise and edit your paragraph.
- Day 5** Present your paragraph to your classmates.



What Do YOU Think?

People write persuasive paragraphs to convince, or persuade, someone to think or do something. A persuasive text includes these characteristics:

- the author's **argument**. This is the main idea that the author wants you to agree with.
- **reasons** the author gives to support the argument and persuade you.



COLLABORATE

With a partner, read “Save Our Movie Theater.” Then fill in the chart.

Author's argument

Author's reasons to support the argument

What the author is trying to persuade the reader to think or do



Interview an Expert

Think of someone who knows a lot about your chosen place in the community. It may be someone who works there or has lived in the community for a long time.

Ask the person questions about the place. Be sure to plan your questions before the interview.

Ask each question clearly and allow time for the person to answer. You can take notes or record the person's answers.



MY TURN

Questions I want to ask an expert to learn facts or details about my favorite place:

1.

2.



COLLABORATE

How will you find an expert on your location? Who might it be?



Persuasive Paragraph

Writers use persuasive words to get the reader to think or do something.

The art museum is the best place in town! Everyone must visit it. You will see all kinds of beautiful artwork there. You can learn about artists and how they made their art. There is even a kids' room where kids can have fun making their own art. If you have not been to the art museum, you are missing out! Everyone knows it is the best place in town.

The diagram consists of three colored boxes with lines pointing to specific parts of the paragraph. A yellow box labeled 'Argument' points to the first sentence. A blue box labeled 'Reasons' has two lines pointing to 'You will see all kinds of beautiful artwork there' and 'There is even a kids' room where kids can have fun making their own art'. A green box labeled 'Persuasive Words' has two lines pointing to 'If you have not been to the art museum, you are missing out!' and 'Everyone knows it is the best place in town'.

Argument

Reasons

Persuasive Words



Primary or Secondary?



COLLABORATE

You can use relevant primary and secondary sources to learn more about your favorite place. Your interview is a primary source you can use.

Primary Sources

- made by someone who is or was there

Examples

interviews
photos or videos
diaries
letters
maps

Secondary Sources

- made by someone who got information from other sources

Examples

books
magazine articles
encyclopedias
many Web sites

Relevant sources are sources that will make your project better. They are only relevant if they are about your topic and add useful information.



COLLABORATE

With a partner, identify a relevant primary source and secondary source to learn more about your favorite place. Gather your sources.



Include Media

Media can be audio, photos, drawings, maps, and other visuals. When you gather sources, identify and include only relevant, or useful, sources that will make your writing interesting and answer questions a reader might have. If you choose carefully, media can help you persuade readers to agree with your opinion.



COLLABORATE

With a partner, talk about the photos and map. Will this information help persuade a reader to visit the art museum? Then, choose a photo, a diagram, a map, or other relevant media source to use with your presentation.



Revise



When you revise a persuasive paragraph, make sure you clearly state your opinion and include reasons that support it. Does your paragraph convince readers to agree with you? Look for places to add persuasive words and phrases to make your position more convincing.

You need to	Everyone knows
You should	Everyone agrees
You must	It is important that

Should you add one of these?



Edit



Read your persuasive paragraph again. This time be sure you used correct conventions.

Check your paragraph to be sure

- you spelled words correctly
- you wrote complete sentences
- your sentences end with a period or question mark

Share



COLLABORATE

Read your persuasive paragraph to a small group. Imagine they are the contest judges. Use a lively voice to convince them to agree with your choice for the best place in town.

- Speak clearly at an appropriate pace. Do not speak too fast or too slow.
- Follow the conventions of language. Use complete sentences.
- Listen actively when another speaker takes a turn. Look at the speaker and pay attention.

Reflect



MY TURN

Complete the sentences.

In my persuasive paragraph, I think I did a good job of

Something I will change next time is



TEKS 2.1.A Listen actively, ask relevant questions to clarify information, and answer questions using multi-word responses; **TEKS 2.1.C** Share information and ideas that focus on the topic under discussion, speaking clearly at an appropriate pace and using the conventions of language. **Also 2.1.E; 2.11.E; 2.13.G.**

Reflect on Your Goals

Look back at your unit goals at the beginning of this unit. Use a different color to rate yourself again.

**MY TURN**

Complete the sentences.

Reflect on Your Reading

My favorite selection in the unit is

Reflect on Your Writing

My best writing from this unit is
