



The Seasons of Arnold's Apple Tree

by Gail Gibbons



AUDIO

Audio with
Highlighting



ANNOTATE




CLOSE READ

Understand Setting and Plot

Underline the words that describe the setting where Arnold is. Then underline the words that tell why Arnold is there.

- 1 **A**rnold climbs up high into the branches of the apple tree.
- 2 He can see far, far away in every direction.

- 3 This is Arnold's very own secret place.
This is Arnold's apple tree.
- 4 Arnold's tree keeps him very busy all
through the year.





Understand Setting and Plot

Underline

the text that describes what Arnold sees happening to his tree in spring. Think about how the picture helps you understand this event.

- 5 **I**t is spring.
- 6 Arnold watches the small buds grow on his apple tree.
- 7 Some of the buds develop into sweet-smelling apple blossoms.






CLOSE READ

8 Carefully and quietly, Arnold watches bees collect nectar from the blossoms to make honey.

carefully in a way that is paying close attention

quietly in a way that does not make noise



HONEYBEE AND APPLE BLOSSOMS

The honeybee makes honey from nectar, the sweet juice found in flowers.






Understand Setting and Plot

Underline the word that names what Arnold builds for his tree. Think about how the first picture helps you understand one step Arnold takes to build it.

- 9 Arnold makes a swing for his apple tree.





10 He weaves an apple-blossom wreath and hangs it from a branch.



Visualize Details

Highlight details that can help you form a picture in your mind of the branches that Arnold brings to his family.

- 11 Arnold picks an armful of apple blossoms and brings it to his family.





12 They make a flower arrangement together.




Understand Setting and Plot


Underline

the text that describes what happens to Arnold's tree in summer. Think about how the picture helps you understand this event.


rustle make a soft sound of two things rubbing together

- 13 **I**t is summer.
- 14 Arnold's apple tree has big, green leaves that rustle in the wind.





15 Arnold builds a tree house.





CLOSE READ



Visualize Details

Highlight words that can help you form a picture in your mind of how the apple tree helps Arnold in summer.

- 16 His apple tree shades him from the hot summer sun.

17 The green leaves shelter him during a summer shower.





18 Arnold watches small apples begin to grow from where the blossoms used to be. They grow bigger, bigger . . .



19 and bigger.

20 With some of the big, green apples,
Arnold does a juggling act for his tree
friend.

Vocabulary in Context

Sometimes you can figure out the meaning of a word by using words nearby and the picture. Underline words near **juggling** that help you understand what **juggling** means.






Understand Setting and Plot

Underline the text that tells how the tree's leaves change in fall. How is this picture different from the picture of Arnold's tree in spring?

21 **I**t is fall.

22 Arnold's apple tree now has big, red, tasty apples.

23 The green leaves have turned golden. They drift to the ground.






24 Arnold gathers some of the leaves and brings them up to his tree house to make a soft floor to lie on.

25 Arnold shakes the branches and red apples fall to the ground.

26 He puts them in a basket and takes them home.



- 27 Arnold and his family make apple pies with apples from Arnold's apple tree.
- 28 They put the rest of the apples into a cider press and make fresh apple cider.



- 29 On Halloween Day, Arnold decorates some of the biggest apples.
- 30 They glow in the moonlight under his tree on Halloween night.

Visualize Details

Highlight words that can help you picture the apples on Halloween night.

decorates makes something look pretty by putting something on it

glow to shine, or put out light





Understand Setting and Plot

Underline the words that describe what happens to the tree branches in winter. Think about how the picture helps you understand this event.

- 31 **I**t is winter.
- 32 Snow falls. It is quiet. The branches of Arnold's apple tree are bare.
- 33 Arnold hangs strings of popcorn and berries on them for the winter birds to eat.
- 34 He builds a snow fort around the bottom of his tree.







35 Arnold builds a snowman to keep him
and his tree company during the winter.



- 36 The snow melts away.
- 37 It is spring again. . . .

Visualize Details

Highlight words that can help you picture what happens in spring.

