




# The Wind

by M. Lee



**HOUGHTON MIFFLIN**

# The Wind



by M. Lee



HOUGHTON MIFFLIN

BOSTON

PHOTOGRAPHY CREDITS: Cover HMCo./Getty Images. 1 Photodisc/Alamy. 2-3 HMCo./Getty Images. 4-5 Peter Evans/Alamy. 6-7 Joe Sohm/VisionofAmerica/Getty Images. 7 (inset) Don Farrall/PhotoDisc/Getty Images. 8-9 National Geographic/Getty Images. 9 (inset) © Rudi Von Briel/PhotoEdit. (inset) © David Young-Wolff/PhotoEdit. 10 © SuperStock.

Copyright © by Houghton Mifflin Company. All rights reserved.

No part of this work may be reproduced or transmitted in any form or by any means, electronic or mechanical, including photocopying or recording, or by any information storage or retrieval system without the prior written permission of the copyright owner unless such copying is expressly permitted by federal copyright law. With the exception of nonprofit transcription into Braille, Houghton Mifflin is not authorized to grant permission for further uses of this work. Permission must be obtained from the individual copyright owner as identified herein. Address requests for permission to make copies of Houghton Mifflin material to School Permissions, Houghton Mifflin Company, 222 Berkeley Street, Boston, MA 02116.

Printed in China

ISBN-13: 978-0-547-02466-0

ISBN-10: 0-547-02466-5

1 2 3 4 5 6 7 8 9 SDP 15 14 13 12 11 10 09 08

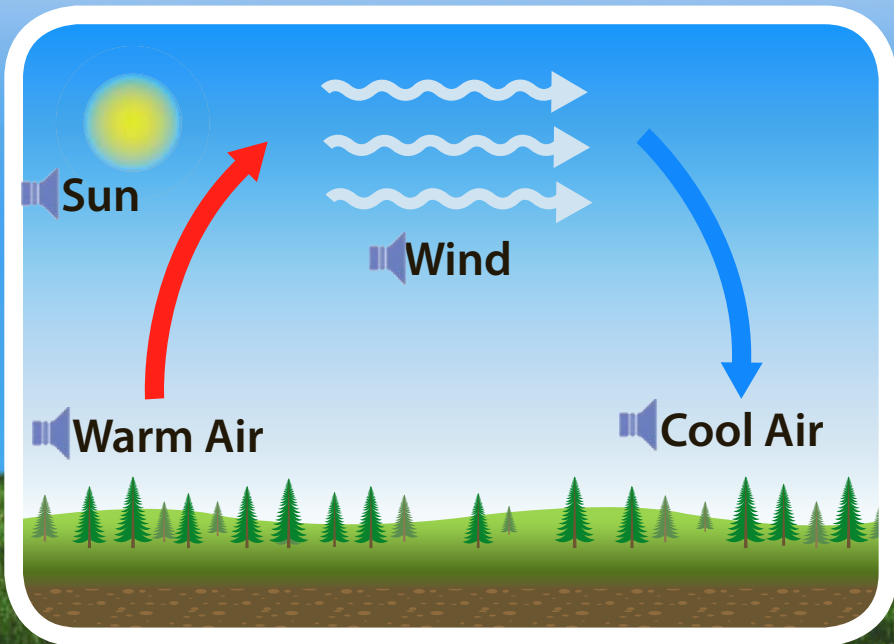
## Signs of Wind

You can't see wind, but you can feel it. Your hair blows in the wind. You can also see the wind making things move. Tree branches **bend**. Kites fly up in the sky.



## Moving Air

Wind is moving air. The sun warms the ground, and the air near the ground gets warmer. This warmer air is lighter, so it moves up. Cooler air moves down to where the warm air was before. This moving of warm air and cool air makes wind.



## 🔊 Kinds of Wind

🔊 Wind comes from different directions. A weather vane shows the wind's direction. Wind also moves at different speeds. Wind that moves at a slow speed is gentle. Wind that moves at a fast speed is very strong.



🔊 Weather vane


## Winds That Help

Wind helps people in many ways. When it is hot, wind helps people feel cool. Wind moves sailboats over the water. People use the wind to make flour from wheat and corn, with machines called windmills.




Windmill

🔊 People also use wind to make electricity. A wind tower has three arms that turn in the wind. The turning arms make electricity. It takes a lot of wind to make electricity. Not all places get an **equal** amount of wind. Places near hills and seas get more wind. People often build wind towers near these places.



## Winds That Hurt

 Sometimes winds hurt people. Strong winds can do a lot of **damage**. A tornado is a very strong wind. It can **reach** the speed of a fast train. A tornado can pull trees out of the ground and break buildings apart.





🔊 Sometimes storms with strong winds begin over the sea. Lightning may not **flash** in the sky with this kind of storm. But it is still dangerous. The winds blow the sea and make big waves. When the winds get near the shore, the **pounding** waves can hurt people.



🔊 Shore


🔊 Sea

🔊 When a storm is coming, storm warnings tell people to **beware**. People watch storm warnings on the television or listen on the radio. A storm warning helps people **prevent** damage from the wind. People make their homes safe before the wind starts. Some people leave their homes and go to safe places.



Television

🔊 When there is a storm, the wind is strong and dangerous. After the storm ends, the wind is slow and gentle again. On most days, the wind is helpful. It helps people work and have fun!



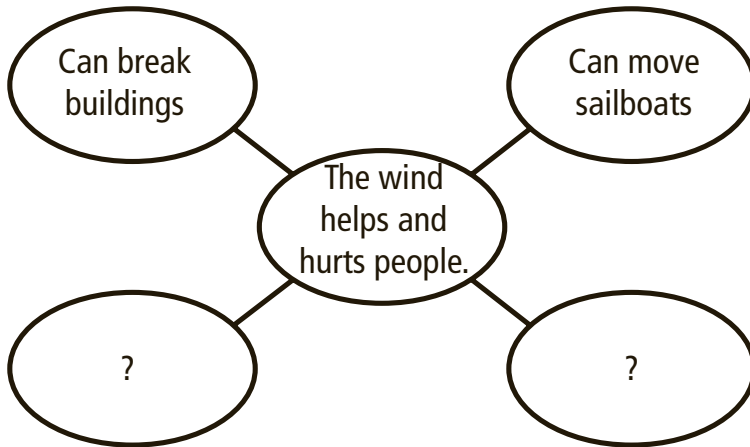
🔊 Sailboat

# Responding



## TARGET SKILL Main Ideas and Details

What details did you learn about the wind?  
Copy and fill in the web below.



## Write About It

**Text to Text** Think of another book you know about weather. Write a few sentences to summarize the ideas in that book. Remember to tell only the most important ideas.



### TARGET VOCABULARY

bend

beware

damage

equal

flash

pounding

prevent

reach



### TARGET SKILL **Main Ideas and Details**

Tell important ideas and details about a topic.



### TARGET STRATEGY **Visualize** Picture what

is happening as you read.



**GENRE Informational text** gives facts about a topic.

**Level:** L

**DRA:** 24

**Genre:**

Informational

**Strategy:**

Visualize

**Skill:**

Main Ideas and Details

**Word Count:** 445

2.2.8

HOUGHTON MIFFLIN

**Online Levelled Books**



ISBN-13: 978-0-547-02466-0  
ISBN-10: 0-547-02466-5



HOUGHTON MIFFLIN

1032366